


Pure Lead Carbon SLA Battery

Capacity (25°C)	20HR (9.05A, 10.5V) =181AH 10HR (17.1A, 10.5V) = 171AH 5HR (31.3A, 10.5V) = 156.5AH 1HR 115.5A, 10.5V) = 115.5AH
Operating Temperature Range	Charge = -20°C to +54°C Discharge = -40°C to +60°C Storage = -20°C to +50°C
Approx. Weight	57.6kg
Max. Discharge [A]	3400
Self Discharge	4% per month at (25°C)
Capacity Affected by Temp. (20HR)	40°C = 103% 25°C = 100% 0°C = 86% -15°C = 65%
Charge Voltage (25°C)	Cycle Use = 14.1- 14.4V (-30mV/°C) Max Current = 180A Float Use = 13.6V (-20mV/°C)
Dimensions (Nominal)	Length: 559mm (22.0 in) Width: 125mm (4.9 in) Height: 320mm (12.6 in) Total Height: 320mm (12.6 in)

- Completely sealed, maintenance-free, low self-discharge
- State of the art Pure Lead Carbon technology PLC
- Non-spillable, stable quality and high reliability with excellent re-charging performance - 90% SoC in 1 hour.
- Floating and standby use up to: 20 years
- Cycle use: Up to 600 cycles at 100% DoD
- Cycle use: Up to 3000 Cycles at 50% DoD
- Container and Cover Material – ABS UL94-HB (optional UL94-V0)
- Transportation - D.O.T., I.A.T.A. & F.A.A.

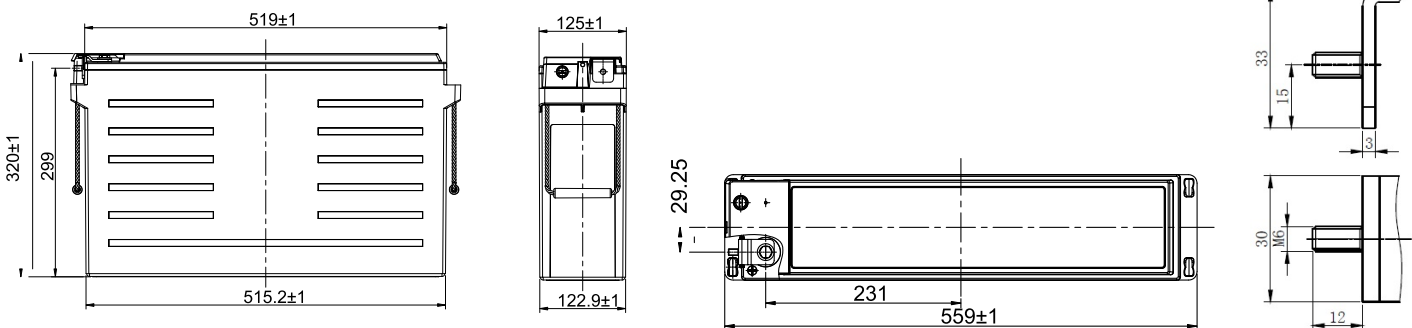


■ APPLICATIONS

- | | | |
|--------------------|--------------------------|---------------------------|
| Multipurpose | Electric Vehicle | DC Power Supply |
| Telecommunications | Comm. Power Supply | Auto Control System |
| UPS | Elec. Power System (EPS) | Traffic Control Signaling |
| Medical Equipment | Emergency Backup Power | Emergency Lighting |

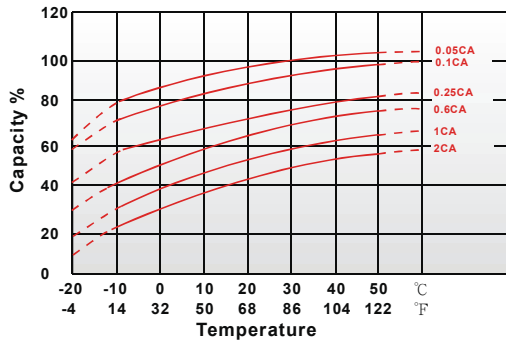


Terminal Type M6

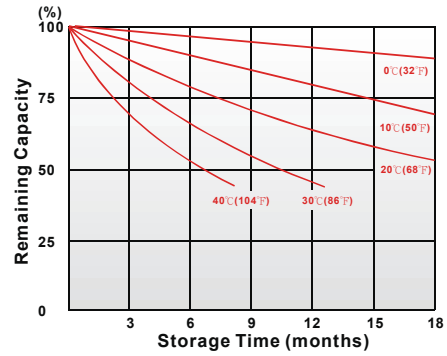


REV B

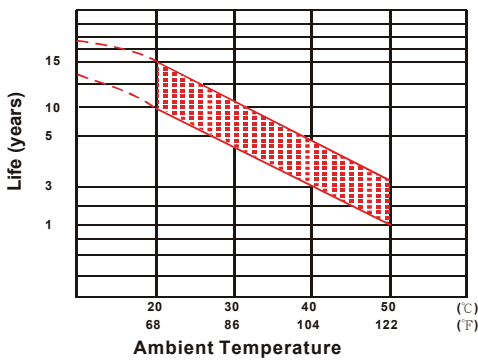
Effect of Temperature on Capacity 25°C (77°F)



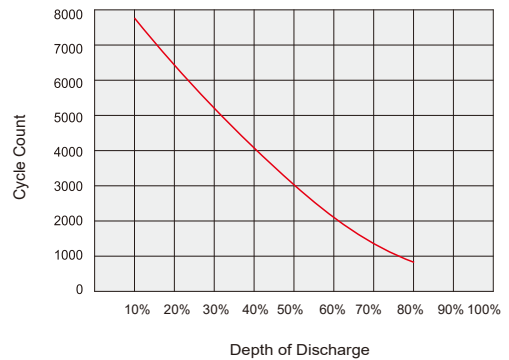
Capacity Retention Characteristic



Trickle (or Float) Service Life



Cycle Service Life



Regular Charge / Float Charge / Storage

- Charging voltage temperature compensation needs to be applied when temperature is below 0°C and above +45°C.
- Charging in temperatures below 0°C, the charge current should not exceed 0.1C as the core battery temperature can increase rapidly and damage the battery.
- During floating charge or when in storage, the life of the battery is cut in half for every 8°C temperature rise over 25°C.

Discharge

- Discharging at elevated temperatures improves performance of the battery yet shortens its life due to accelerated aging.
- Low temperature affects the battery internal resistance and lowers its capacity.
- The battery will operate in temperature lower than -20°C when fully charged.
- The battery provides 100% specified capacity at 25°C. At -40°C the battery will deliver 35% of its stated capacity @10HR discharge rate and 10% of its stated capacity @1HR discharge rate.

Constant Current Discharge (A) at 25°C (77°F)

F.V./Time	30min	1h	2h	3h	4h	5h	8h	10h	20h	24h	48h	100h
1.85V/cell	170.1	110.0	65.5	46.9	36.8	30.5	20.5	16.9	8.81	7.76	4.08	1.93
1.80V/cell	176.6	112.9	66.5	47.6	37.4	31.1	20.8	17.0	9.00	7.92	4.17	1.97
1.75V/cell	184.3	115.5	67.2	48.2	37.9	31.3	20.9	17.1	9.05	8.04	4.23	2.00
1.70V/cell	190.0	117.5	68.0	48.7	38.1	31.5	21.0	17.2	9.08	/	/	/
1.67V/cell	196.1	119.7	68.8	49.0	38.5	31.7	21.1	17.3	9.13	/	/	/
1.60V/cell	202.1	121.6	69.8	49.5	38.8	32.0	21.2	17.5	9.16	/	/	/

Constant Power Discharge (W) at 25°C (77°F)

F.V./Time	30min	1h	2h	3h	4h	5h	8h	10h	20h	24h	48h	100h
1.85V/cell	334.1	218.1	130.8	93.9	74.1	61.6	41.6	35.6	18.0	15.9	8.4	3.97
1.80V/cell	344.3	222.6	132.1	95.1	75.0	62.4	42.0	35.7	18.3	16.1	8.5	4.02
1.75V/cell	356.2	226.3	133.1	95.9	75.5	62.7	42.1	35.8	18.3	16.3	8.6	4.05
1.70V/cell	363.9	229.1	133.9	96.3	75.9	63.0	42.2	35.4	18.3	/	/	/
1.67V/cell	372.9	232.3	135.1	96.7	76.2	63.2	42.3	36.0	18.4	/	/	/
1.60V/cell	380.6	233.8	135.6	97.0	76.4	63.5	42.6	36.2	18.4	/	/	/