

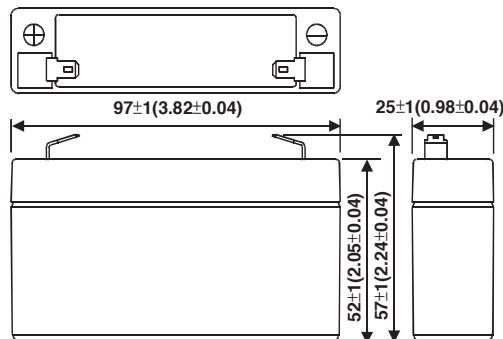
Capacity (25°C)	20HR (0.063A, 5.25V) = 1.26AH 10HR (0.112A, 5.25V) = 1.12AH 5HR (0.219A, 5.25V) = 1.09AH 1HR (0.735A, 5.25V) = 0.74AH
Operating Temperature Range	Charge = -15°C to +50°C Discharge = -20°C to +60°C Storage = -20°C to +60°C
Approx. Weight	0.30kg
Internal Resistance	Fully charged at 25°C : ≤ 41mΩ
Self Discharge	2% per month at (25°C)
Capacity Affected by Temp. (20HR)	40°C = 102% 25°C = 100% 0°C = 85% -15°C = 65%
Charge Voltage (25°C)	Cycle Use = 7.2-7.35V (-30mV/°C) Max Current = 0.36A Float Use = 6.75-6.9V (-20mV/°C)
Dimensions (Nominal)	Length: 97mm (3.82 in.) Width: 25mm (0.98 in.) Height: 52mm (2.05 in.) Total Height: 57mm (2.24 in.)

- Completely sealed, maintenance-free, low self-discharge
- State of the art AGM and grid alloy formula technology
- Non-spillable, stable quality and high reliability with excellent re-charging performance
- Floating and standby use up to: 5 years
- Cycle use: Up to 260 cycles at 100% DoD
- Cycle use: Up to 500 Cycles at 50% DoD
- Container and Cover Material – ABS UL94-HB (optional UL94-V0)
- Transportation - D.O.T., I.A.T.A. & F.A.A.




■ APPLICATIONS

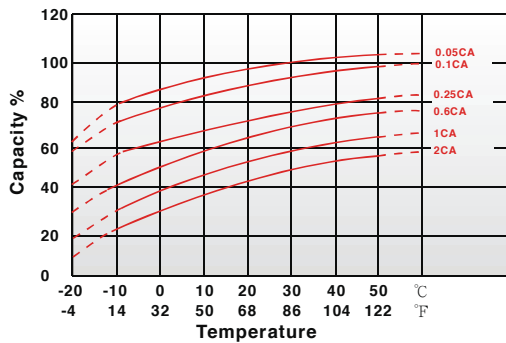
- | | | |
|--------------------|--------------------------|---------------------------|
| Multipurpose | Alarm & Security System | DC Power Supply |
| Telecommunications | Comm. Power Supply | Auto Control System |
| UPS | Elec. Power System (EPS) | Traffic Control Signaling |
| Medical Equipment | Emergency Backup Power | Emergency Lighting |



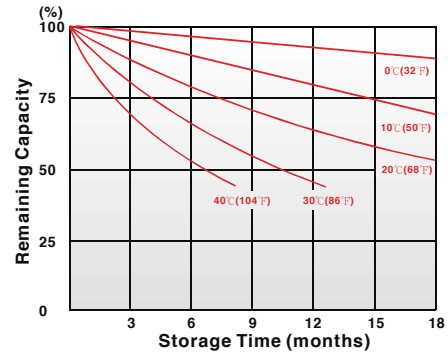
Terminal Type

F1  0.187" x 0.032" quick disconnect tabs

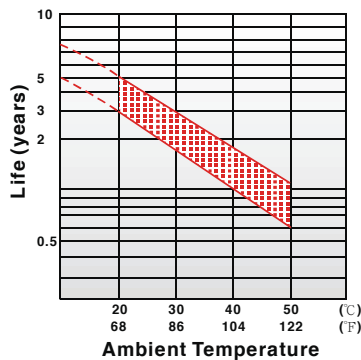
■ Effect of Temperature on Capacity 25°C (77°F)



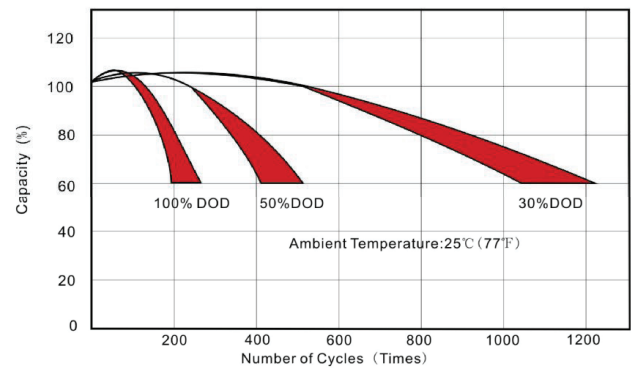
■ Capacity Retention Characteristic



■ Trickle (or Float) Service Life



■ Cycle Service Life



Regular Charge / Float Charge / Storage

- Charging voltage temperature compensation needs to be applied when temperature is below 0°C and above +45°C.
- Charging in temperatures below 0°C, the charge current should not exceed 0.1C as the core battery temperature can increase rapidly and damage the battery.
- During floating charge or when in storage, the life of the battery is cut in half for every 8°C temperature rise over 25°C.

Discharge

- Discharging at elevated temperatures improves performance of the battery yet shortens its life due to accelerated aging.
- Low temperature affects the battery internal resistance and lowers its capacity. The battery provides 100% specified capacity at 25°C. It will deliver 50% of its stated capacity at -20°C with 0.1C discharge current and 20% with 2C discharge current.

Constant Current Discharge (A) at 25°C (77°F)

F.V/Time	5min	10min	15min	30min	1h	2h	3h	4h	5h	10h	20h
1.85V/cell	3.49	2.12	1.71	0.93	0.68	0.39	0.27	0.223	0.207	0.112	0.062
1.80V/cell	4.11	2.43	1.95	1.06	0.72	0.42	0.29	0.238	0.219	0.117	0.062
1.75V/cell	4.57	2.63	2.09	1.17	0.74	0.43	0.30	0.247	0.226	0.121	0.063
1.70V/cell	4.94	2.81	2.20	1.24	0.76	0.44	0.31	0.254	0.231	0.124	0.064
1.67V/cell	5.09	2.88	2.24	1.26	0.77	0.44	0.31	0.257	0.233	0.125	0.064
1.60V/cell	5.51	3.11	2.35	1.32	0.78	0.46	0.32	0.264	0.238	0.127	0.065

Constant Power Discharge (W) at 25°C (77°F)

F.V/Time	5min	10min	15min	30min	1h	2h	3h	4h	5h	10h	20h
1.85V/cell	7.18	4.62	3.65	2.15	1.32	0.75	0.53	0.44	0.42	0.22	0.12
1.80V/cell	7.82	5.00	3.87	2.25	1.39	0.81	0.57	0.47	0.44	0.23	0.13
1.75V/cell	8.27	5.30	4.05	2.32	1.43	0.85	0.60	0.50	0.46	0.24	0.13
1.70V/cell	8.65	5.52	4.20	2.37	1.47	0.88	0.62	0.51	0.47	0.25	0.13
1.67V/cell	8.80	5.58	4.25	2.38	1.48	0.89	0.63	0.52	0.47	0.25	0.13
1.60V/cell	9.28	5.77	4.38	2.45	1.52	0.92	0.66	0.54	0.48	0.26	0.13