






BATTERY TERMINAL REFERENCE GUIDE

F1  **FASTON**
0.187" x 0.032"
quick disconnect tabs.

F2  **FASTON**
0.250" x 0.032"
quick disconnect tabs

FP  **FASTON POLARIZED**
Positive: "F2", Negative: "F1"

SP  **SPRING TERMINALS**
Fully collapsible positive
and negative contacts

WL **INSULATED WIRE LEADS**

- Molex Housing 5264-02 & 5263-PBT plug on PS-605
- AMP Housing 1-480318-0 & 8116-1 on PS-1208

PC **PRESSURE CONTACTS**

NB  **TERMINAL POSTS**
With nut & bolt connectors

B, T6 **THREADED INSERT - 6mm STUD**



T8 **THREADED INSERT - 6mm STUD**



T11 **THREADED INSERT - 8mm STUD**



T12 **THREADED INSERT - 5mm STUD**



