

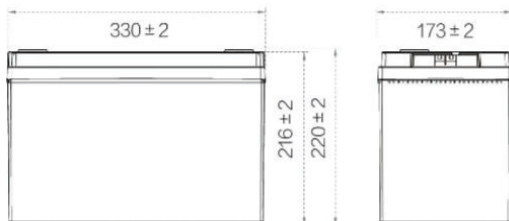
Capacity (25°C)	20HR (5.50A, 10.5V) = 110AH 10HR (10.4A, 10.5V) = 104AH 5HR (19.5A, 10.5V) = 97.5AH 1HR (75.6A, 10.5V) = 75.6AH
Operating Temperature Range	Charge = -15°C to +50°C Discharge = -20°C to +60°C Storage = -20°C to +60°C
Approx. Weight	31.5kg
Internal Resistance	Fully charged at 25°C : ≤ 3.5mΩ
Self Discharge	2% per month at (25°C)
Capacity Affected by Temp. (20HR)	40°C = 102% 25°C = 100% 0°C = 85% -15°C = 65%
Charge Voltage (25°C)	Cycle Use = 14.4-14.6V (-30mV/°C) Max Current = 5A Float Use = 13.5-13.8V (-20mV/°C)
Dimensions (Nominal)	Length: 330mm (12.99 in.) Width: 173mm (6.81 in.) Height: 216mm (8.50 in.) Total Height: 220mm (8.66 in.)

- Completely sealed, maintenance-free, low self-discharge
- State of the art AGM and grid alloy formula technology
- Non-spillable, stable quality and high reliability with excellent re-charging performance
- Floating and standby use up to: 10 years
- Cycle use: Up to 260 cycles at 100% DoD
- Cycle use: Up to 500 Cycles at 50% DoD
- Container and Cover Material – ABS UL94-HB (optional UL94-V0)
- Transportation - D.O.T., I.A.T.A. & F.A.A.



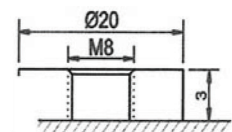
APPLICATIONS

- | | | |
|--------------------|--------------------------|---------------------------|
| Multipurpose | Alarm & Security System | DC Power Supply |
| Telecommunications | Comm. Power Supply | Auto Control System |
| UPS | Elec. Power System (EPS) | Traffic Control Signaling |
| Medical Equipment | Emergency Backup Power | Emergency Lighting |



Terminal Type

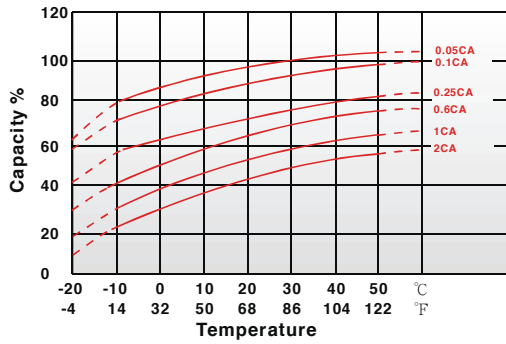
- Terminal M



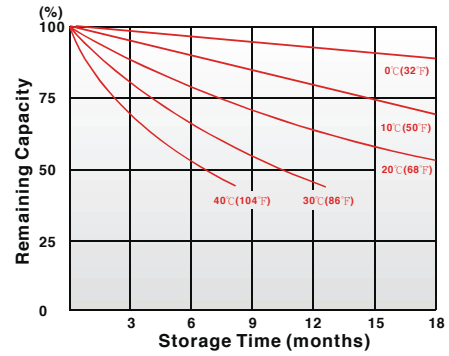
M8 Bolt



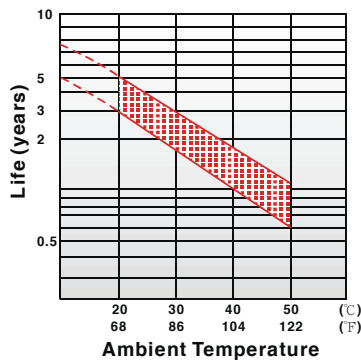
Effect of Temperature on Capacity 25°C (77°F)



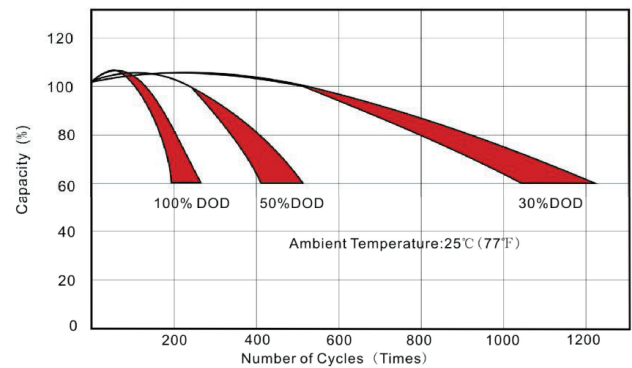
Capacity Retention Characteristic



Trickle (or Float) Service Life



Cycle Service Life



Regular Charge / Float Charge / Storage

- Charging voltage temperature compensation needs to be applied when temperature is below 0°C and above +45°C.
- Charging in temperatures below 0°C, the charge current should not exceed 0.1C as the core battery temperature can increase rapidly and damage the battery.
- During floating charge or when in storage, the life of the battery is cut in half for every 8°C temperature rise over 25°C.

Discharge

- Discharging at elevated temperatures improves performance of the battery yet shortens its life due to accelerated aging.
- Low temperature affects the battery internal resistance and lowers its capacity. The battery provides 100% specified capacity at 25°C. It will deliver 50% of its stated capacity at -20°C with 0.1C discharge current and 20% with 2C discharge current.

Constant Current Discharge (A) at 25°C (77°F)

F.V/Time	5min	10min	15min	30min	60min	90min	2h	3h	5h	8h	10h	20h
1.60V/Cell	425	307	235	138	78.6	55.8	43.7	31.2	20.0	13.1	10.7	5.53
1.67V/Cell	382	289	227	135	77.5	55.4	43.5	30.8	19.9	13.0	10.6	5.52
1.70V/Cell	364	276	222	134	77.2	55.0	43.0	30.7	19.7	12.9	10.5	5.51
1.75V/Cell	339	254	207	130	75.6	54.0	42.5	30.3	19.5	12.8	10.4	5.50
1.80V/Cell	289	232	188	123	72.3	52.1	41.2	29.4	18.9	12.6	10.2	5.33
1.85V/Cell	231	200	163	114	67.1	48.8	38.9	28.2	18.2	12.0	9.86	5.15

Constant Power Discharge (W) at 25°C (77°F)

F.V/Time	5min	10min	15min	30min	60min	90min	2h	3h	5h	8h	10h	20h
1.60V/Cell	4173	3108	2509	1543	890	640	505	363	236	155	126	66.7
1.67V/Cell	3921	2975	2418	1515	884	635	502	361	235	154	125	66.6
1.70V/Cell	3745	2914	2368	1508	880	633	501	359	234	153	124	66.1
1.75V/Cell	3384	2783	2251	1464	862	622	493	356	231	152	123	65.7
1.80V/Cell	2968	2573	2053	1411	827	600	479	346	226	149	122	64.9
1.85V/Cell	2719	2220	1834	1323	773	567	455	334	218	145	118	62.3