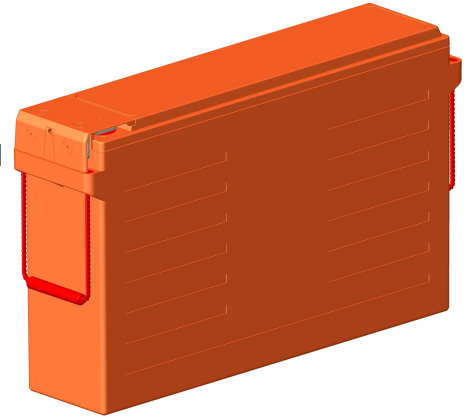


Capacity (25°C)	20HR (8.07A, 10.5V) = 161.4AH 10HR (15.2A, 10.5V) = 152AH 5HR (26.5A, 10.5V) = 132.5AH 1HR (97.9A, 10.5V) = 97.9AH
Operating Temperature Range	Charge = -15°C to +55°C Discharge = -40°C to +65° C Storage = -20°C to +60°C
Approx. Weight	48.0kg
Max. Discharge [A]	1800
Self Discharge	2% per month at (25°C)
Capacity Affected by Temp. (20HR)	40°C = 103% 25°C = 100% 0°C = 86% -15°C = 65%
Charge Voltage (25°C)	Cycle Use = 14.1- 14.4V (-30mV/°C) Max Current = 150A Float Use = 13.6V (-20mV/°C)
Dimensions (Nominal)	Length: 559mm (22.01 in) Width: 125mm (4.92 in) Height: 277mm (10.90 in) Total Height: 277mm (10.90 in)

- Completely sealed, maintenance-free, low self-discharge
- State of the art Pure Lead Punched Grid PLPG technology
- Non-spillable, stable quality and high reliability with excellent re-charging performance
- Floating and standby use up to: 20 years
- Cycle use: Up to 600 cycles at 100% DoD
- Cycle use : Up to 1100 Cycles at 50%
- DoD Container and Cover Material – ABS UL94-HB (optional UL94-V0)
- Transportation - D.O.T., I.A.T.A. & F.A.A.

Terminal Detail

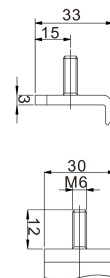
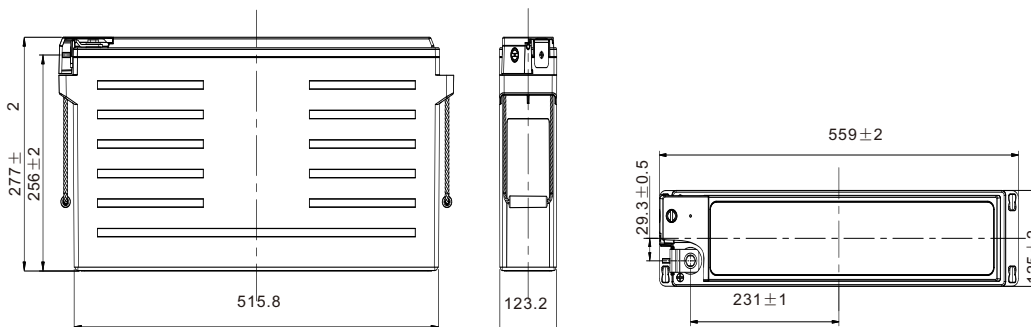


■ APPLICATIONS

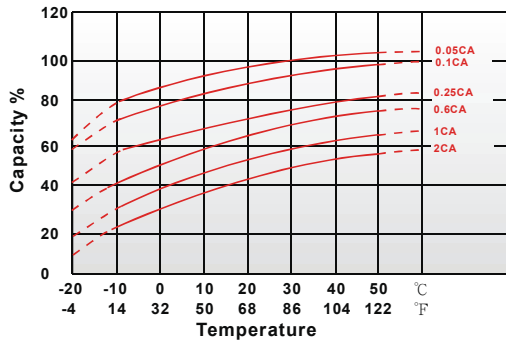
- | | | |
|--------------------|--------------------------|---------------------------|
| Multipurpose | Electric Vehicle | DC Power Supply |
| Telecommunications | Comm. Power Supply | Auto Control System |
| UPS | Elec. Power System (EPS) | Traffic Control Signaling |
| Medical Equipment | Emergency Backup Power | Emergency Lighting |

Terminal Type

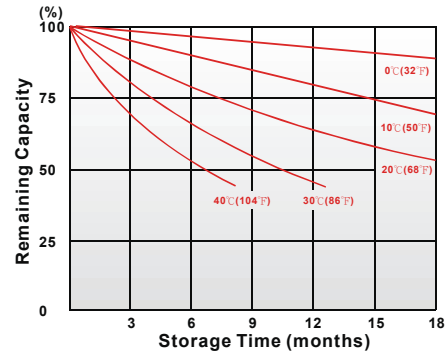
- Terminal M



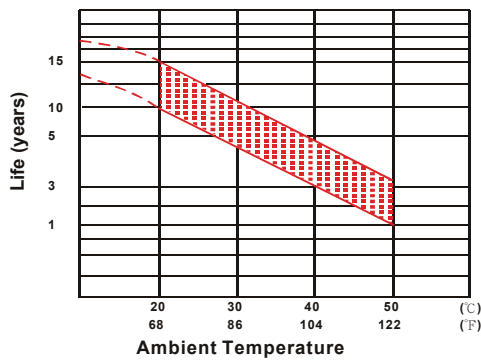
Effect of Temperature on Capacity 25°C (77°F)



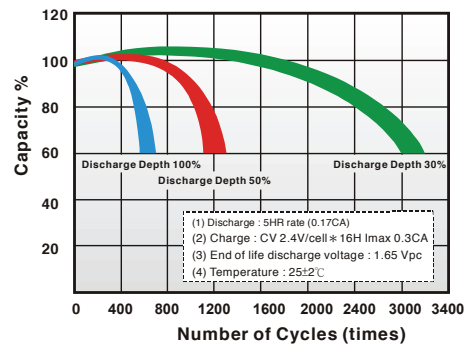
Capacity Retention Characteristic



Trickle (or Float) Service Life



Cycle Service Life



Regular Charge / Float Charge / Storage

- Charging voltage temperature compensation needs to be applied when temperature is below 0°C and above +45°C.
- Charging in temperatures below 0°C, the charge current should not exceed 0.1C as the core battery temperature can increase rapidly and damage the battery.
- During floating charge or when in storage, the life of the battery is cut in half for every 8°C temperature rise over 25°C.

Discharge

- Discharging at elevated temperatures improves performance of the battery yet shortens its life due to accelerated aging.
- Low temperature affects the battery internal resistance and lowers its capacity. The battery provides 100% specified capacity at 25°C. It will deliver 50% of its stated capacity at -20°C with 0.1C discharge current and 20% with 2C discharge current.

Constant Current Discharge (A) at 25°C (77°F)

F.V/Time	10min	15min	30min	1h	2h	3h	4h	5h	8h	10h	20h
1.85V/cell	268.7	230.4	152.1	90.7	51.0	37.0	29.6	24.7	17.9	14.5	7.69
1.80V/cell	300.2	250.6	160.8	94.8	53.3	38.6	30.9	25.8	18.5	15.0	7.95
1.75V/cell	323.4	266.1	166.8	97.9	54.6	39.7	31.7	26.5	18.8	15.2	8.07
1.70V/cell	347.5	280.5	172.3	99.8	55.7	40.4	32.1	26.9	18.9	15.4	8.14
1.67V/cell	369.4	293.8	175.5	101.2	56.4	41.0	32.5	27.1	19.0	15.5	8.20
1.60V/cell	393.1	305.3	180.2	103.0	57.2	41.5	32.9	27.4	19.2	15.6	8.25

Constant Power Discharge (W) at 25°C (77°F)

F.V/Time	10min	15min	30min	1h	2h	3h	4h	5h	8h	10h	20h
1.85V/cell	509.7	440.8	296.1	179.7	102.0	74.1	59.6	49.9	36.2	29.5	15.7
1.80V/cell	560.4	473.0	311.0	187.0	105.9	77.0	61.9	51.8	37.2	30.4	16.2
1.75V/cell	597.7	497.6	320.0	191.8	108.0	78.8	63.3	53.0	37.6	30.8	16.4
1.70V/cell	632.4	518.2	327.8	194.5	109.6	79.9	64.0	53.6	37.7	30.9	16.5
1.67V/cell	665.6	537.3	332.5	196.5	110.6	80.8	64.5	54.0	37.9	31.1	16.5
1.60V/cell	696.6	550.1	338.1	198.2	111.3	81.3	64.9	54.2	38.0	31.2	16.6