

<b>Capacity (25°C)</b>	20HR (0.10A, 5.25V) = 2.00AH 10HR (0.19A, 5.25V) = 1.90AH 5HR (0.34A, 5.25V) = 1.70AH 1HR (1.18A, 5.25V) = 1.18AH
<b>Operating Temperature Range</b>	Charge = -15°C to +50°C Discharge = -20°C to +60°C Storage = -20°C to +60°C
<b>Approx. Weight</b>	0.34kg
<b>Internal Resistance</b>	Fully charged at 25°C : ≤ 40mΩ
<b>Self Discharge</b>	2% per month at (25°C)
<b>Capacity Affected by Temp. (20HR)</b>	40°C = 102% 25°C = 100% 0°C = 85% -15°C = 65%
<b>Charge Voltage (25°C)</b>	Cycle Use = 7.2-7.35V (-15mV/°C) Max Current = 0.6A Float Use = 6.75-6.9V (-10mV/°C)
<b>Dimensions (Nominal)</b>	Length: 43mm (1.69 in.) Width: 37mm (1.45 in.) Height: 76mm (2.99 in.) Total Height: 76mm (2.99 in.)

- Completely sealed, maintenance-free, low self-discharge
- State of the art AGM and grid alloy formula technology
- Non-spillable, stable quality and high reliability with excellent re-charging performance
- Floating and standby use up to: 5 years
- Cycle use: Up to 260 cycles at 100% DoD
- Cycle use: Up to 500 Cycles at 50% DoD
- Container and Cover Material – ABS UL94-HB (optional UL94-V0)
- Transportation - D.O.T., I.A.T.A. & F.A.A.



## APPLICATIONS

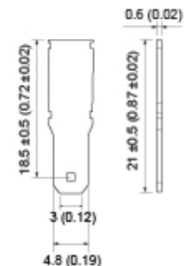
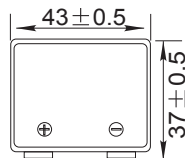
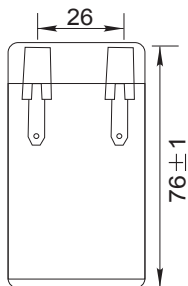
Multipurpose  
Telecommunications  
UPS  
Medical Equipment

Alarm & Security System  
Comm. Power Supply  
Elec. Power System (EPS)  
Emergency Backup Power

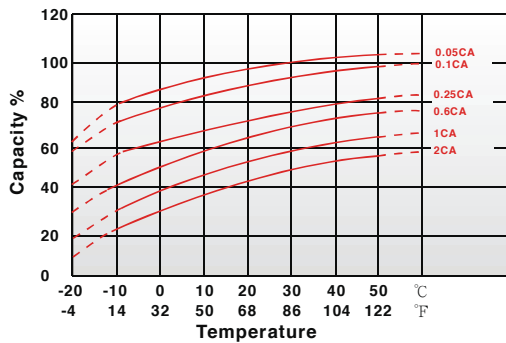
DC Power Supply  
Auto Control System  
Traffic Control Signaling  
Emergency Lighting

## Terminal Type

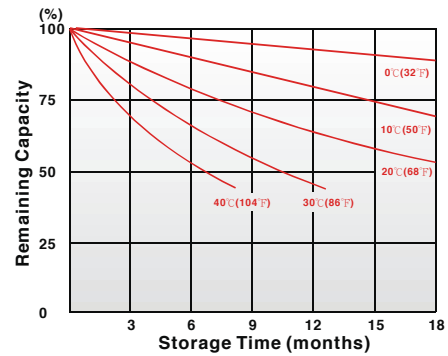
- Terminal F1/0



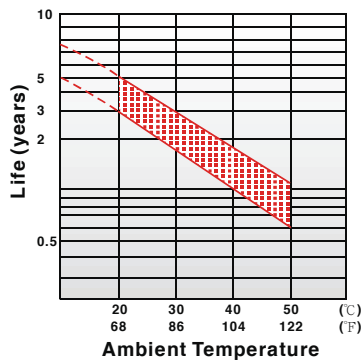
**Effect of Temperature on Capacity 25°C (77°F)**



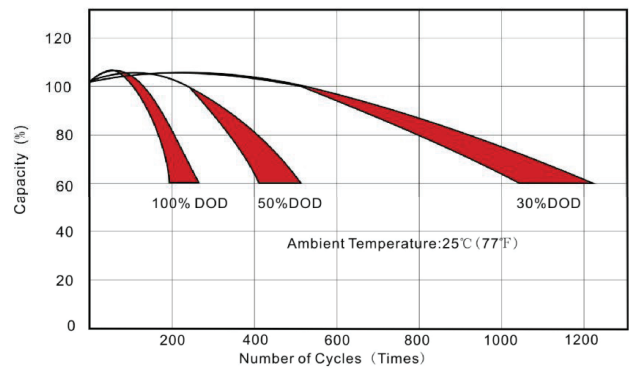
**Capacity Retention Characteristic**



**Trickle (or Float) Service Life**



**Cycle Service Life**



**Regular Charge / Float Charge / Storage**

- Charging voltage temperature compensation needs to be applied when temperature is below 0°C and above +45°C.
- Charging in temperatures below 0°C, the charge current should not exceed 0.1C as the core battery temperature can increase rapidly and damage the battery.
- During floating charge or when in storage, the life of the battery is cut in half for every 8°C temperature rise over 25°C.

**Discharge**

- Discharging at elevated temperatures improves performance of the battery yet shortens its life due to accelerated aging.
- Low temperature affects the battery internal resistance and lowers its capacity. The battery provides 100% specified capacity at 25°C. It will deliver 50% of its stated capacity at -20°C with 0.1C discharge current and 20% with 2C discharge current.

**Constant Current Discharge (A) at 25°C (77°F)**

F.V/Time	5min	10min	15min	20min	30min	45min	1h	2h	3h	4h	5h	6h	8h	10h	20h
1.85V/cell	3.81	2.92	2.42	2.09	1.62	1.19	1.01	0.59	0.47	0.38	0.309	0.268	0.216	0.180	0.099
1.80V/cell	5.11	3.74	2.93	2.48	1.91	1.39	1.13	0.65	0.50	0.40	0.331	0.287	0.229	0.186	0.100
1.75V/cell	5.76	4.11	3.20	2.66	1.98	1.44	1.18	0.67	0.51	0.41	0.340	0.295	0.233	0.191	0.101
1.70V/cell	6.35	4.48	3.41	2.80	2.07	1.50	1.22	0.69	0.52	0.42	0.349	0.301	0.236	0.195	0.103
1.65V/cell	7.00	4.83	3.63	2.97	2.18	1.54	1.24	0.70	0.55	0.44	0.358	0.308	0.240	0.199	0.104
1.60V/cell	7.72	5.24	3.88	3.17	2.30	1.60	1.26	0.73	0.56	0.45	0.370	0.314	0.242	0.201	0.105

**Constant Power Discharge (W) at 25°C (77°F)**

F.V/Time	5min	10min	15min	20min	30min	45min	1h	2h	3h	4h	5h	6h	8h	10h	20h
1.85V/cell	6.96	5.40	4.52	3.95	3.09	2.29	1.94	1.16	0.91	0.74	0.61	0.53	0.426	0.357	0.196
1.80V/cell	9.25	6.82	5.39	4.60	3.59	2.65	2.16	1.25	0.97	0.79	0.65	0.56	0.451	0.368	0.198
1.75V/cell	10.20	7.38	5.81	4.90	3.69	2.72	2.25	1.29	0.98	0.80	0.66	0.58	0.458	0.377	0.200
1.70V/cell	10.93	7.86	6.12	5.11	3.82	2.82	2.31	1.32	1.01	0.82	0.68	0.59	0.464	0.384	0.203
1.65V/cell	11.88	8.40	6.46	5.39	4.00	2.86	2.35	1.33	1.05	0.85	0.69	0.60	0.470	0.391	0.205
1.60V/cell	12.80	8.91	6.79	5.68	4.19	2.97	2.36	1.39	1.08	0.87	0.71	0.61	0.473	0.395	0.206