

Capacity (25°C)	20HR (0.73A, 5.25V) = 14.6AH 10HR (1.36A, 5.25V) = 13.6AH 5HR (2.52A, 5.25V) = 12.6AH 1HR (8.44A, 5.25V) = 8.4AH
Operating Temperature Range	Charge = -15°C to +50°C Discharge = -20°C to +60°C Storage = -20°C to +60°C
Approx. Weight	2.3kg
Internal Resistance	Fully charged at 25°C : ≤ 12mΩ
Self Discharge	3% per month at (25°C)
Capacity Affected by Temp. (20HR)	40°C = 102% 25°C = 100% 0°C = 85% -15°C = 65%
Charge Voltage (25°C)	Cycle Use = 7.20-7.35V (-15mV/°C) Max Current = 3.6A Float Use = 6.75-6.90V (-10mV/°C)
Dimensions (Nominal)	Length: 108mm (4.25 in.) Width: 71mm (2.80 in.) Height: 140mm (5.51 in.) Total Height: 140mm (5.51 in.)

- Completely sealed, maintenance-free, low self-discharge
- State of the art AGM and grid alloy formula technology
- Non-spillable, stable quality and high reliability with excellent re-charging performance
- Floating and standby use up to: 5 years
- Cycle use: Up to 260 cycles at 100% DoD
- Cycle use: Up to 500 Cycles at 50% DoD
- Container and Cover Material – ABS UL94-HB (optional UL94-V0)
- Transportation - D.O.T., I.A.T.A. & F.A.A.



■ APPLICATIONS

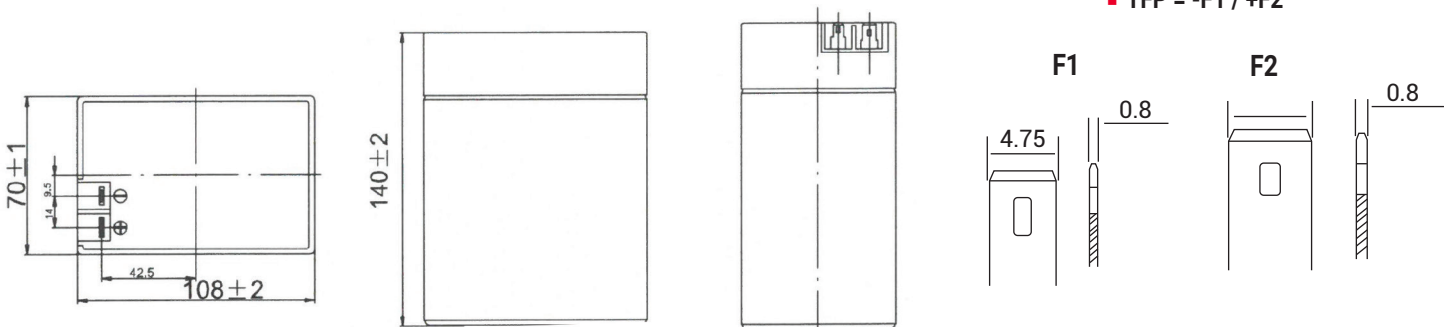
Multipurpose
Telecommunications
UPS
Medical Equipment

Alarm & Security System
Comm. Power Supply
Elec. Power System (EPS)
Emergency Backup Power

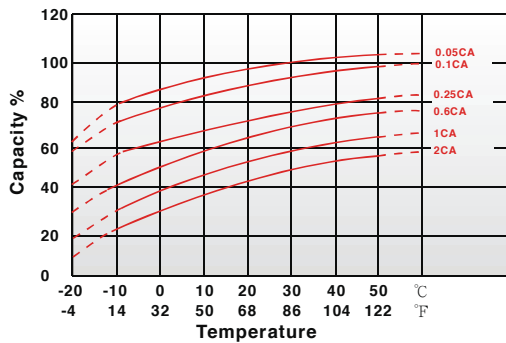
DC Power Supply
Auto Control System
Traffic Control Signaling
Emergency Lighting

Terminal Type

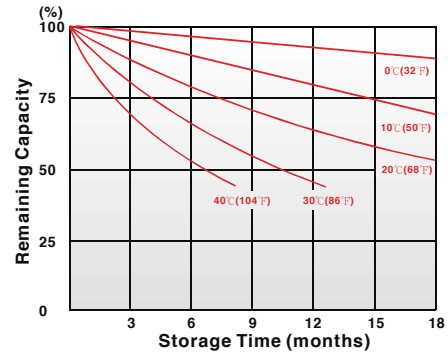
- TFP = -F1 / +F2



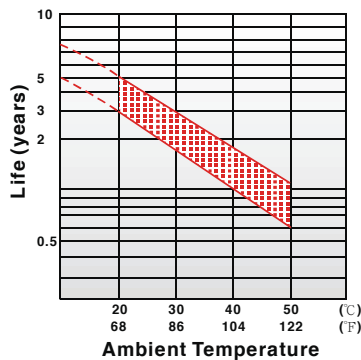
Effect of Temperature on Capacity 25°C (77°F)



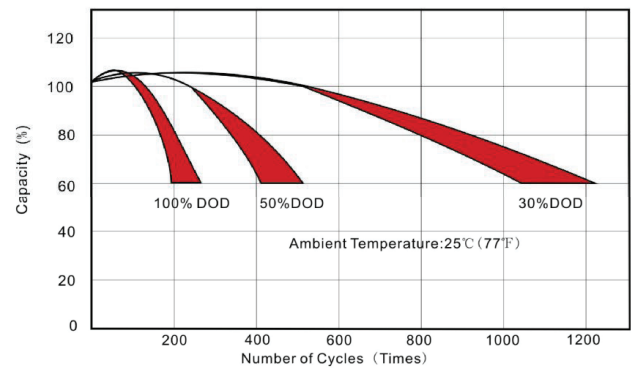
Capacity Retention Characteristic



Trickle (or Float) Service Life



Cycle Service Life



Regular Charge / Float Charge / Storage

- Charging voltage temperature compensation needs to be applied when temperature is below 0°C and above +45°C.
- Charging in temperatures below 0°C, the charge current should not exceed 0.1C as the core battery temperature can increase rapidly and damage the battery.
- During floating charge or when in storage, the life of the battery is cut in half for every 8°C temperature rise over 25°C.

Discharge

- Discharging at elevated temperatures improves performance of the battery yet shortens its life due to accelerated aging.
- Low temperature affects the battery internal resistance and lowers its capacity. The battery provides 100% specified capacity at 25°C. It will deliver 50% of its stated capacity at -20°C with 0.1C discharge current and 20% with 2C discharge current.

Constant Current Discharge (A) at 25°C (77°F)

F.V/Time	5min	15min	30min	1h	3h	5h	10h	20h
1.60V/Cell	45.6	26.8	15.41	8.82	3.84	2.591	1.832	0.741
1.67V/Cell	44.7	26.1	15.28	8.72	3.82	2.571	1.376	0.738
1.70V/Cell	44.1	25.7	15.17	8.65	3.80	2.556	1.371	0.736
1.75V/Cell	42.0	24.5	14.86	8.44	3.73	2.514	1.358	0.730
1.80V/Cell	37.7	22.6	14.26	8.03	3.60	2.436	1.328	0.715
1.85V/Cell	29.3	19.1	13.17	7.35	3.28	2.268	1.255	0.686

Constant Power Discharge (W) at 25°C (77°F)

F.V/Time	5min	15min	30min	1h	3h	5h	10h	20h
1.60V/Cell	71.7	42.8	29.79	16.77	7.58	4.956	2.720	1.468
1.67V/Cell	68.5	40.7	29.57	16.63	7.52	4.936	2.705	1.464
1.70V/Cell	66.2	39.3	29.40	16.52	7.47	4.915	2.695	1.461
1.75V/Cell	60.5	36.4	28.90	16.26	7.35	4.838	2.664	1.449
1.80V/Cell	52.1	32.4	27.78	15.72	7.08	4.674	2.607	1.421
1.85V/Cell	40.6	27.2	25.64	14.61	6.53	4.426	2.482	1.368